





The Micro-Business Perspective on Current Economy

1. How many years have you been in business?			Response Percent	Response Count
Less than 1 year			6.6%	9
1-2 years			15.4%	21
3-4 years			14.0%	19
5-9 years			19.9%	27
10-14 years			8.8%	12
15-19 years			14.0%	19
20-24 years			7.4%	10
25-29 years			6.6%	9
Over 30 years			7.4%	10
No Opinion			0.0%	0
		answered question		136
		skipped question		0





2. What was your company's approximate 2007 gross revenue?





		Response Percent	Response Count
Less than \$10,000		7.7%	10
\$10,000 - \$24,999		11.5%	15
\$25,000 - \$49,999		13.1%	17
\$50,000 - \$74,999		12.3%	16
\$75,000 - \$99,999		7.7%	10
\$100,000 - \$149,999		11.5%	15
\$150,000 - \$199,999		5.4%	7
\$200,000 - \$299,999		8.5%	11
\$300,000 - \$499,999		4.6%	6
\$500,000 - \$749,999		1.5%	2
\$750,000 - \$999,999		2.3%	3
\$1 million - \$2.9 million		3.8%	5
\$3 million - \$4.9 million		0.0%	0
\$5 million or more		2.3%	3
No Opinion		7.7%	10
		<i>answered question</i>	130
		<i>skipped question</i>	6




3. How does this number compare to your 2006 gross revenue?

		Response Percent	Response Count
Increased		43.7%	55
Stayed the same		19.0%	24
Decreased		29.4%	37
Not applicable		7.9%	10
		<i>answered question</i>	126
		<i>skipped question</i>	10

4. What are your expectations for your 2008 gross revenue?





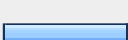


		Response Percent	Response Count
Higher than 2007		39.2%	49
Stay the same		18.4%	23
Lower than 2007		36.0%	45
No opinion		6.4%	8
		<i>answered question</i>	125
		<i>skipped question</i>	11

5. How concerned are you about the current problems facing our nation's economy?			Response Percent	Response Count
Very concerned			74.4%	93
Somewhat concerned			18.4%	23
Slightly concerned			4.8%	6
Not concerned			2.4%	3
No opinion			0.0%	0
			answered question	125
			skipped question	11






6. Is the economic downturn negatively impacting your business?			Response Percent	Response Count
Yes			76.6%	95
No			19.4%	24
No Opinion			4.0%	5
			answered question	124
			skipped question	12

7. How much of an impact is the slow economy having on your business at the present time?			Response Percent	Response Count
Significant impact on my business			52.0%	52
Moderate impact on my business			34.0%	34
Slight impact on my business			10.0%	10
No impact on my business			4.0%	4
			answered question	100
			skipped question	36




8. Please indicate in which of the following ways the downturn in our economy is affecting your business. (Choose all that apply.)

		Response Percent	Response Count
Revenue/ sales are down.		67.0%	65
The cost of running my business has increased.		85.6%	83
I am having cash flow problems.		53.6%	52
It has become more difficult to access credit and/or loans.		17.5%	17
I am financially unable to hire the additional help I need.		13.4%	13
I am refraining from purchasing equipment and/or inventory.		47.4%	46
I have been forced to raise the prices of my services and/or products.		27.8%	27
Other (please specify)			16
		answered question	97
		skipped question	39





9. How confident are you that the economy will improve in the next 6-12 months?

		Response Percent	Response Count
Highly confident		3.2%	4
Moderately confident		19.4%	24
Slightly confident		21.8%	27
Not at all confident		50.0%	62
Unsure		5.6%	7
		answered question	124
		skipped question	12


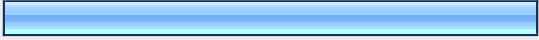

10. Are increased energy costs, such as gasoline prices, affecting your business? (Your response should relate to your business only.)

		Response Percent	Response Count
Yes		89.5%	111
No		8.1%	10
No Opinion		2.4%	3
<i>answered question</i>			124
<i>skipped question</i>			12

11. To what extent are increased energy costs negatively affecting your business?

		Response Percent	Response Count
Significantly hurting my business		44.7%	51
Moderately hurting my business		33.3%	38
Slightly hurting my business		17.5%	20
No affect on my business		4.4%	5
<i>answered question</i>			114
<i>skipped question</i>			22




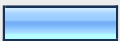



12. Have increased energy costs caused you to increase the prices of your services and/or products?

		Response Percent	Response Count
Yes		28.1%	32
No		58.8%	67
No Opinion		13.2%	15
<i>answered question</i>			114
<i>skipped question</i>			22



13. Please indicate whether you are in favor of or oppose the following energy proposals that have been suggested by Congress and the Administration.

	Favor	Oppose	No Opinion	Response Count
--Temporarily suspend the gas tax.	52.1% (63)	37.2% (45)	10.7% (13)	121
--Create a temporary tax on the windfall profits of the major oil companies.	58.2% (71)	35.2% (43)	6.6% (8)	122
--Allow the Attorney General to bring an enforcement action against any country or company that is colluding in setting the price of oil, natural gas or any petroleum product.	85.1% (103)	9.1% (11)	5.8% (7)	121
--Offer tax subsidies to energy companies to encourage expansion of alternative energy sources (i.e. clean coal, wind energy, natural gas).	66.9% (81)	27.3% (33)	5.8% (7)	121
--Provide tax credits to drivers who buy cars with fuel-efficient technology (i.e. hybrids).	66.9% (81)	20.7% (25)	12.4% (15)	121
--Provide tax credits to home owners that make energy saving improvements on their home (i.e. solar panels, energy star products, etc.)	88.5% (108)	4.9% (6)	6.6% (8)	122
--Place stricter federal regulations limiting emissions from vehicles.	42.1% (51)	38.8% (47)	19.0% (23)	121
--Allow additional drilling in possible oil rich areas within and off the shore of the United States (i.e. Alaska, Gulf of Mexico).	76.4% (94)	21.1% (26)	2.4% (3)	123
--Increase the use of nuclear power and the creation of new nuclear plants.	57.0% (69)	25.6% (31)	17.4% (21)	121
	answered question			123
	skipped question			13









14. There are many problems that our nation needs to address at present. Please select the issue you think should be the top priority of Congress and our policymakers.

		Response Percent	Response Count
Tax equity and reform		8.1%	10
Affordability of health coverage		22.6%	28
Improving our economy		25.0%	31
Excessive government regulations and paperwork burden		12.1%	15
Access to credit and financing for small business		0.8%	1
Address high energy costs		18.5%	23
Retirement security		0.0%	0
Access to skilled workers		0.0%	0
Immigration reform		12.9%	16
Social Security reform		0.0%	0
		answered question	124
		skipped question	12

15. Would you be willing to speak to the media about how the economy and/or energy costs are affecting your business?

		Response Percent	Response Count
Yes		37.9%	47
No		62.1%	77
		answered question	124
		skipped question	12

16. Please provide us with your contact information so that we may get in touch with you should a media opportunity arise.

		Response Percent	Response Count
Name:		100.0%	44
Company:		90.9%	40
Address:		93.2%	41
Address 2:		15.9%	7
City/Town:		93.2%	41
State:		95.5%	42
ZIP/Postal Code:		93.2%	41
Email Address:		95.5%	42
Phone Number:		93.2%	41
		<i>answered question</i>	44
		<i>skipped question</i>	92

17. Please include here any additional comments you may have regarding the current state of our economy or the high energy costs our nation is facing.

		Response Count
		57
		<i>answered question</i>
		57
		<i>skipped question</i>
		79