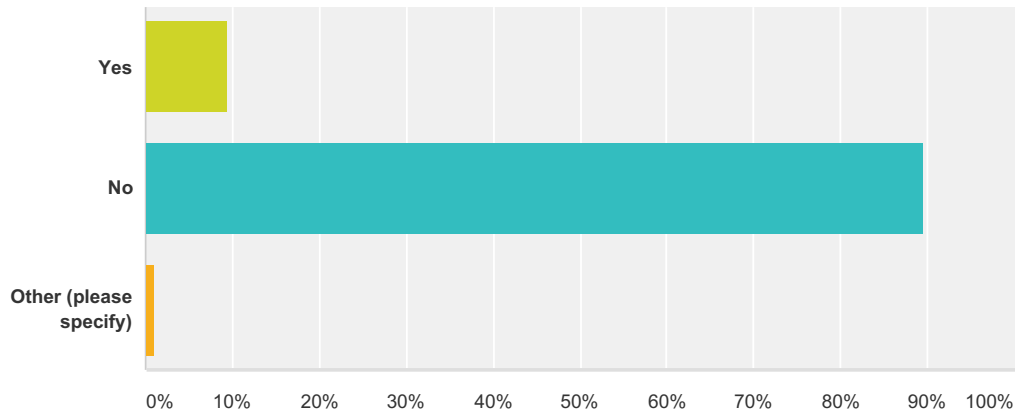


**Q1 In 2015, did you or anyone in your household earn income from working with a “sharing economy company” by using an internet platform or smart phone app (e.g., Uber, Lyft, TaskRabbit, Handy, HourlyNerd, Airbnb) to connect with customers to provide services (e.g., driving, running errands, renting accommodations)?**

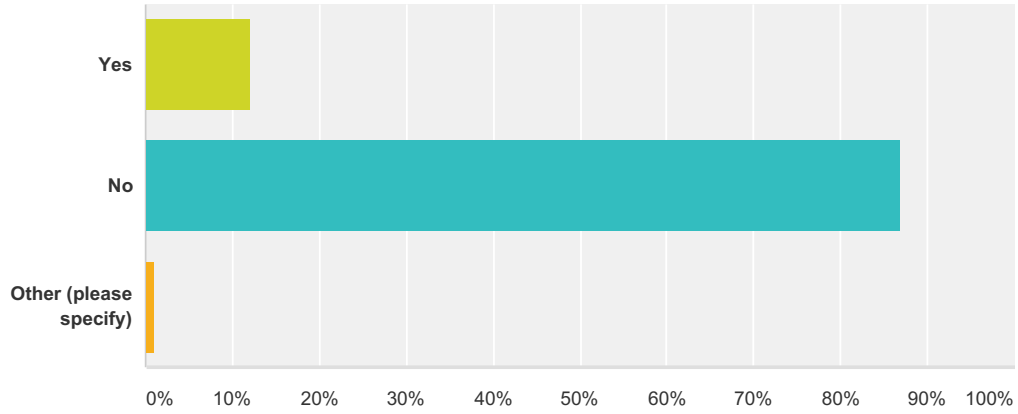
Answered: 518 Skipped: 3



Answer Choices	Responses
Yes	9.46% 49
No	89.58% 464
Other (please specify)	0.97% 5
<b>Total</b>	<b>518</b>

**Q2 Did you or anyone in your household earn income from selling products through a smartphone app platform (e.g., ETSY or EBAY)?**

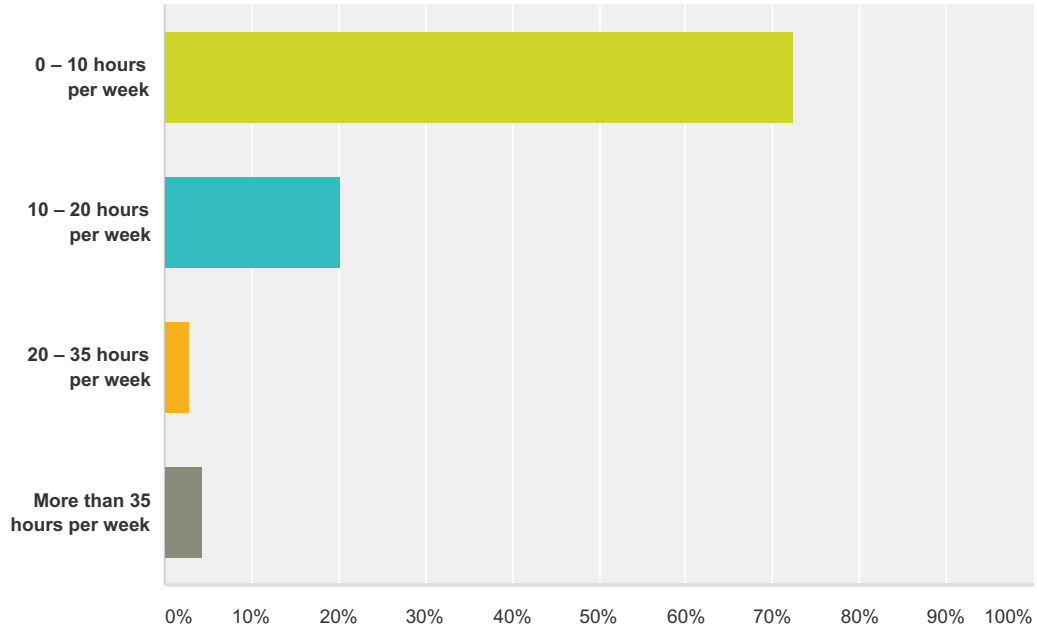
Answered: 518 Skipped: 3



Answer Choices	Responses	Count
Yes	12.16%	63
No	86.87%	450
Other (please specify)	0.97%	5
<b>Total</b>		<b>518</b>

**Q3 If so, on average, how many hours a week did you spend providing services or selling products using the sharing economy company platform or app?**

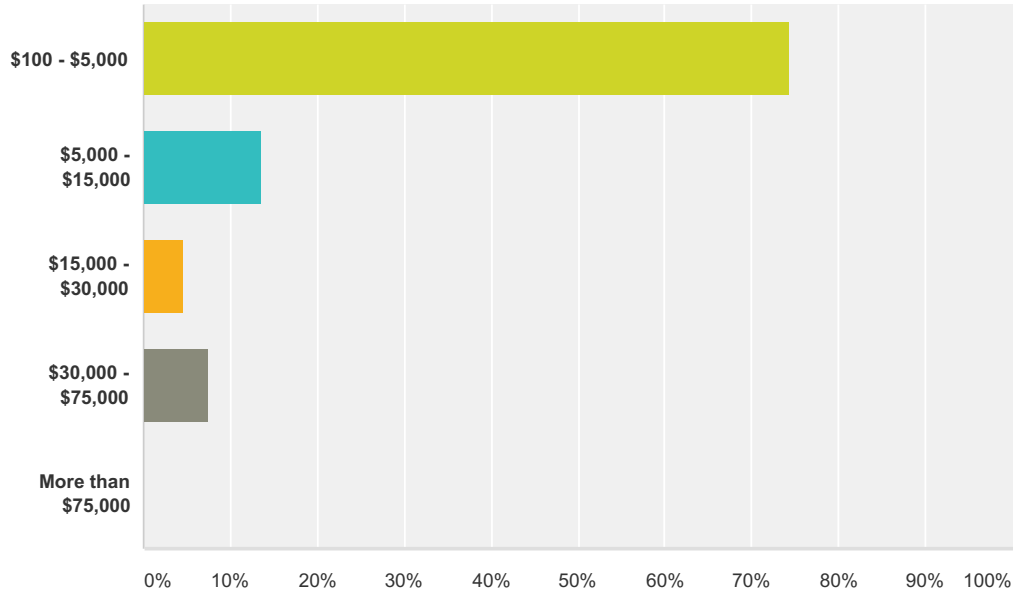
Answered: 69 Skipped: 452



Answer Choices	Responses
0 – 10 hours per week	72.46% 50
10 – 20 hours per week	20.29% 14
20 – 35 hours per week	2.90% 2
More than 35 hours per week	4.35% 3
<b>Total</b>	<b>69</b>

### Q4 How much income did you earn in 2015 from your work with the sharing economy platform or app?

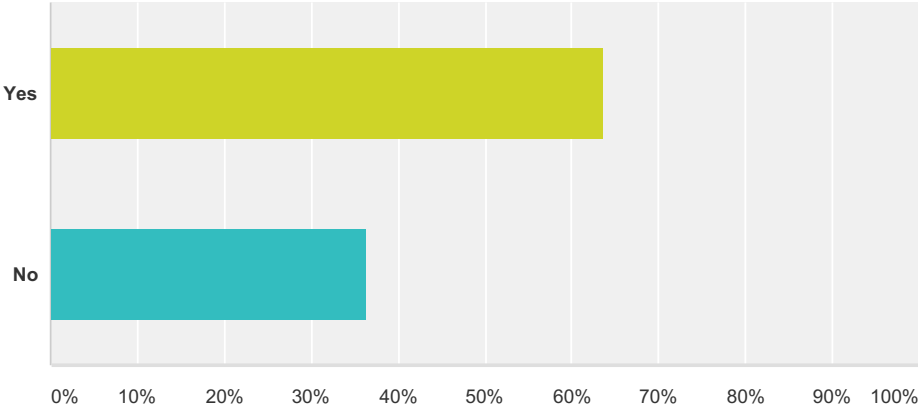
Answered: 66 Skipped: 455



Answer Choices	Responses	
\$100 - \$5,000	74.24%	49
\$5,000 - \$15,000	13.64%	9
\$15,000 - \$30,000	4.55%	3
\$30,000 - \$75,000	7.58%	5
More than \$75,000	0.00%	0
<b>Total</b>		<b>66</b>

**Q5 Did you keep separate records or receipts for your expenses related to the income you earned through working in the sharing economy?**

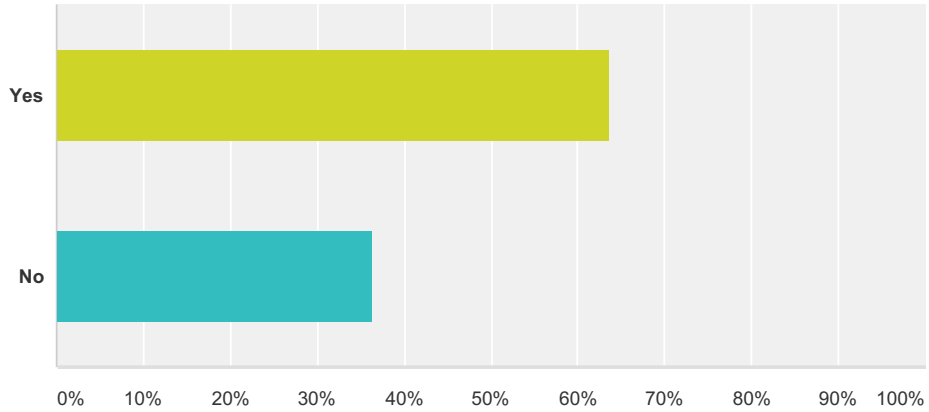
Answered: 66 Skipped: 455



Answer Choices	Responses
Yes	63.64% 42
No	36.36% 24
<b>Total</b>	<b>66</b>

**Q6 Did you understand what kind of records you needed to keep for tax purposes for your business income and expenses generated from working with a sharing economy platform?**

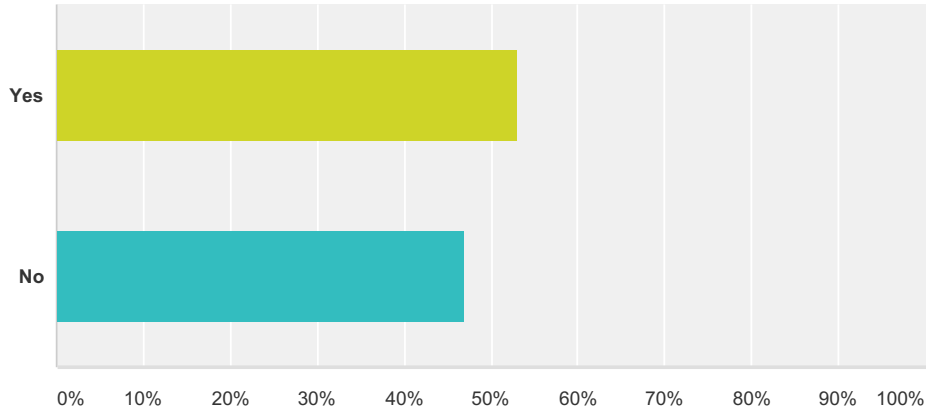
Answered: 66 Skipped: 455



Answer Choices	Responses	
Yes	63.64%	42
No	36.36%	24
<b>Total</b>		<b>66</b>

**Q7 Do you know about any tax deductions, expenses or credits you could claim related to the income you earned working through a sharing economy platform or app?**

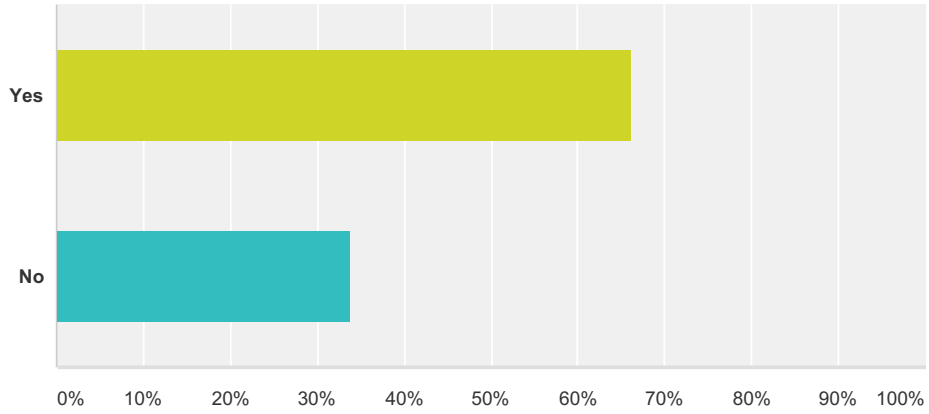
Answered: 64 Skipped: 457



Answer Choices	Responses	
Yes	53.13%	34
No	46.88%	30
<b>Total</b>		<b>64</b>

### Q8 Do you know whether or not you are required to file quarterly-estimated payments with the IRS?

Answered: 65 Skipped: 456

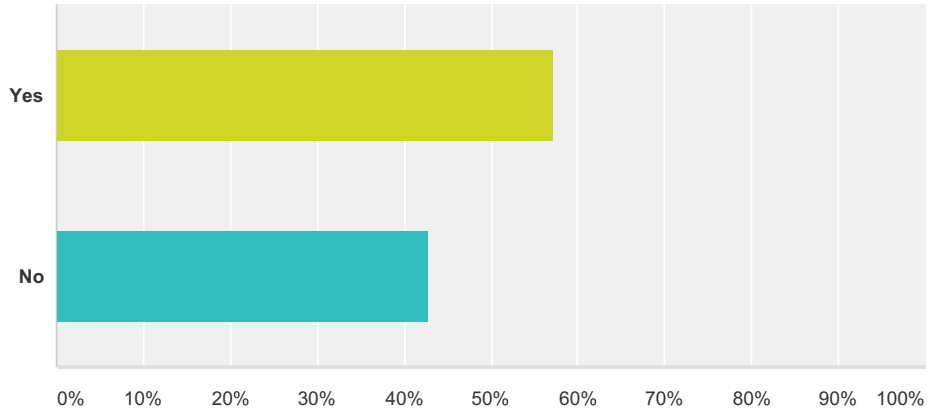


Answer Choices	Responses	
Yes	66.15%	43
No	33.85%	22
<b>Total</b>		<b>65</b>



**Q9 Did you set aside money or are you aware of how much you owe in taxes on the income you earned from working through a sharing economy platform or app during 2015?**

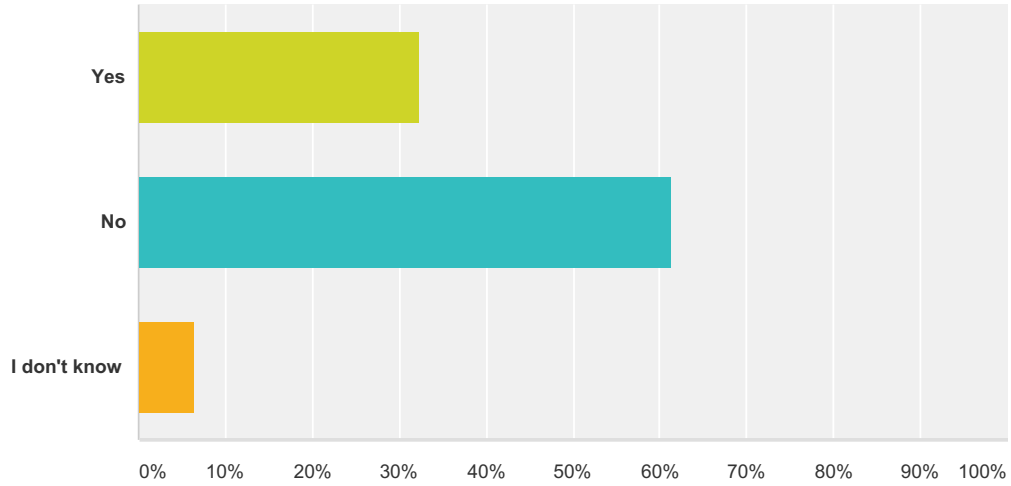
Answered: 63 Skipped: 458



Answer Choices	Responses	
Yes	57.14%	36
No	42.86%	27
<b>Total</b>		<b>63</b>

**Q10 Have you received a Form 1099-K or Form 1099-MISC from the sharing economy platform or app you worked with in 2015?**

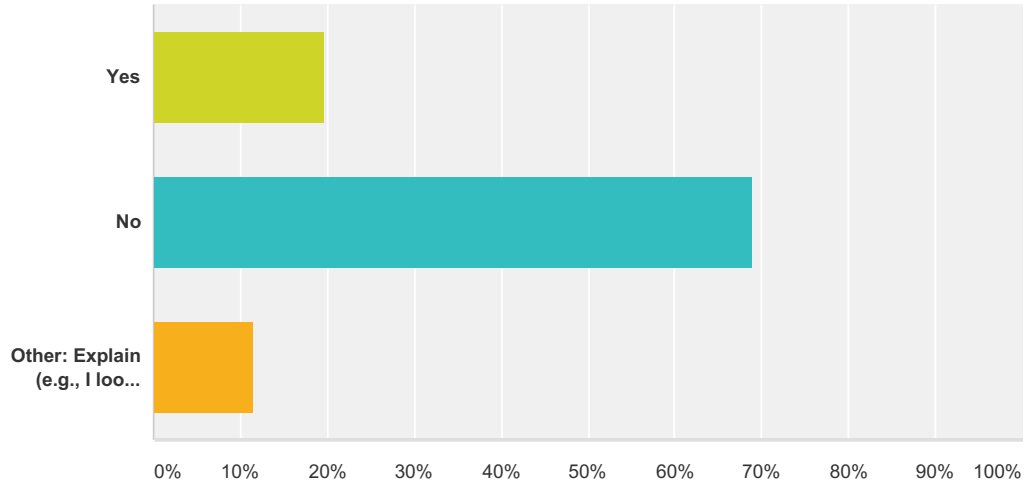
Answered: 62 Skipped: 459



Answer Choices	Responses
Yes	32.26% 20
No	61.29% 38
I don't know	6.45% 4
<b>Total</b>	<b>62</b>

### Q11 Did you receive any tax guidance or advice from the sharing economy platform or app you worked with?

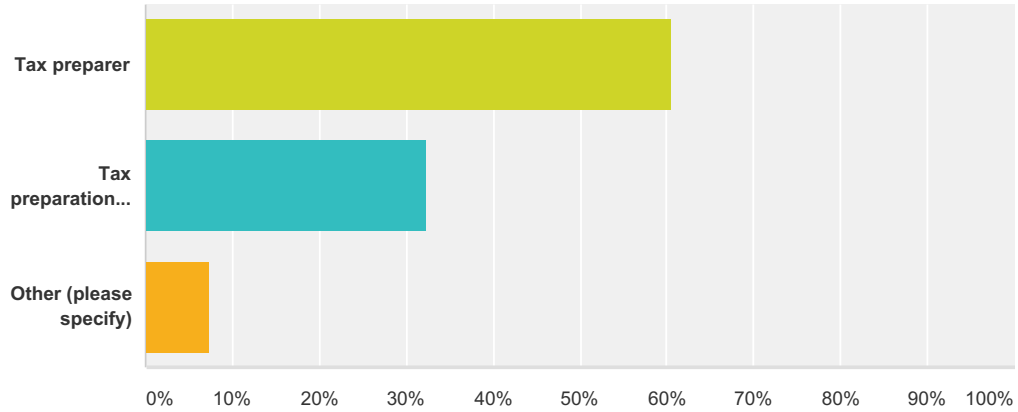
Answered: 61 Skipped: 460



Answer Choices	Responses
Yes	19.67% 12
No	68.85% 42
Other: Explain (e.g., I looked at chatrooms, online forums, IRS.gov)	11.48% 7
<b>Total</b>	<b>61</b>

### Q12 Did you use a tax preparer or tax preparation software to help you prepare your income taxes last year?

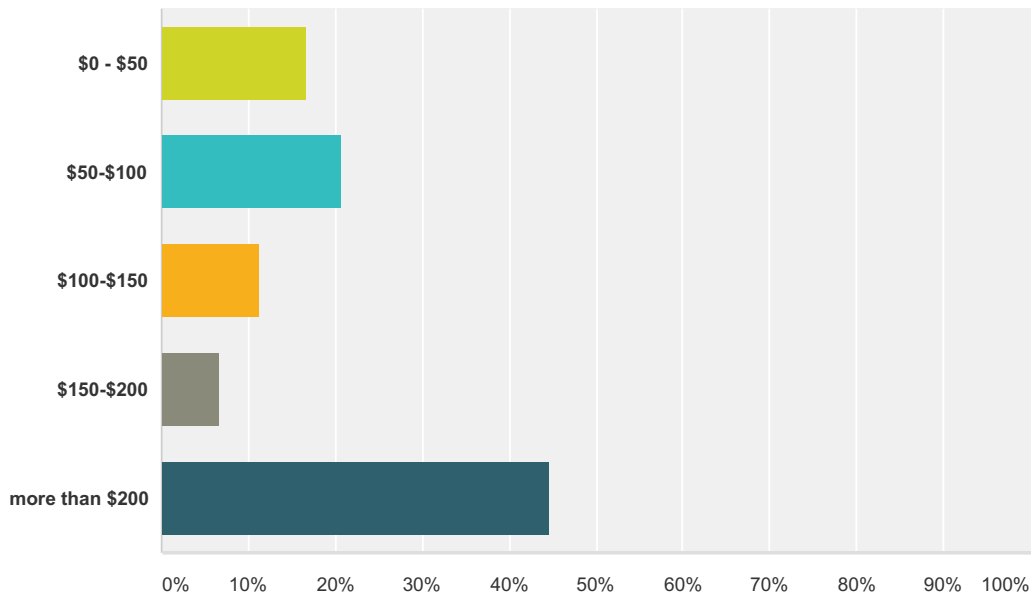
Answered: 498 Skipped: 23



Answer Choices	Responses
Tax preparer	60.44% 301
Tax preparation software (e.g., TurboTax)	32.33% 161
Other (please specify)	7.23% 36
<b>Total</b>	<b>498</b>

### Q13 If so, how much did you pay for the services or software?

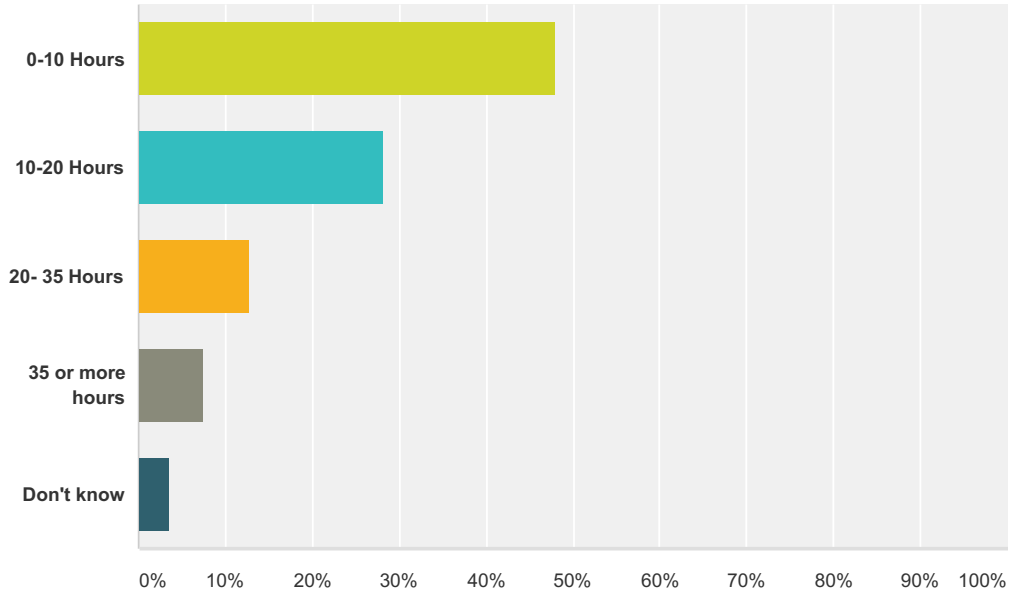
Answered: 473 Skipped: 48



Answer Choices	Responses	
\$0 - \$50	16.70%	79
\$50-\$100	20.72%	98
\$100-\$150	11.21%	53
\$150-\$200	6.77%	32
more than \$200	44.61%	211
<b>Total</b>		<b>473</b>

### Q14 How much time did you spend last year doing your taxes and/or preparing for your tax filing?

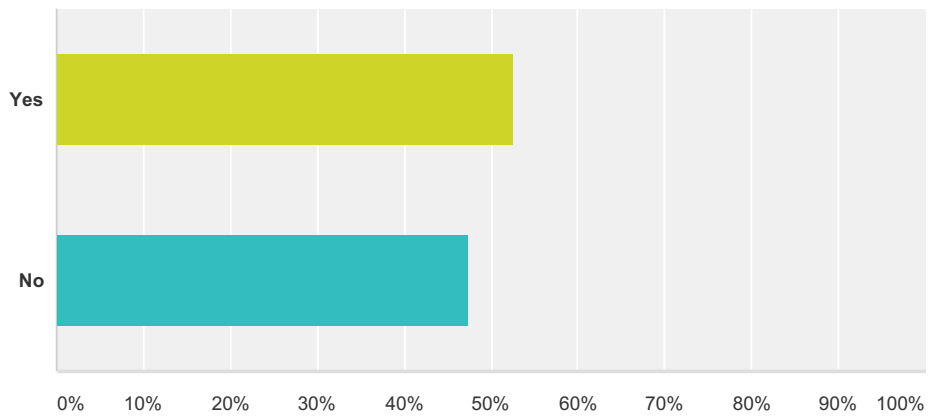
Answered: 493 Skipped: 28



Answer Choices	Responses	
0-10 Hours	48.07%	237
10-20 Hours	28.19%	139
20-35 Hours	12.78%	63
35 or more hours	7.51%	37
Don't know	3.45%	17
<b>Total</b>		<b>493</b>

### Q15 Did you set aside money in 2015 to pay your tax bill that is due this year?

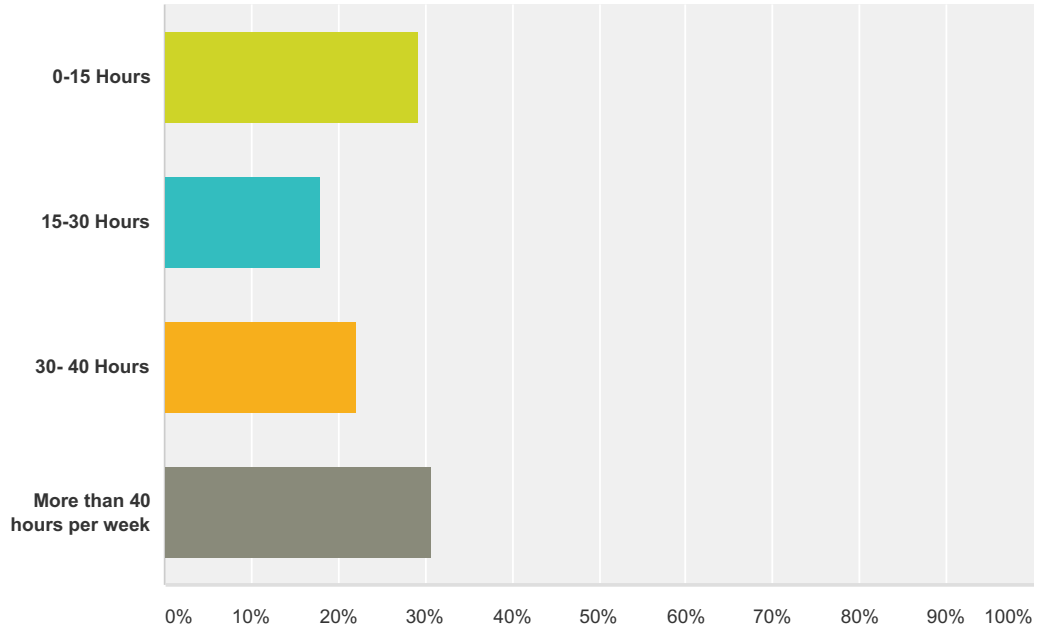
Answered: 495 Skipped: 26



Answer Choices	Responses
Yes	52.53% 260
No	47.47% 235
<b>Total</b>	<b>495</b>

**Q16 On average, how many hours a week do you work - outside of providing services or selling products through a sharing economy platform?**

Answered: 484 Skipped: 37

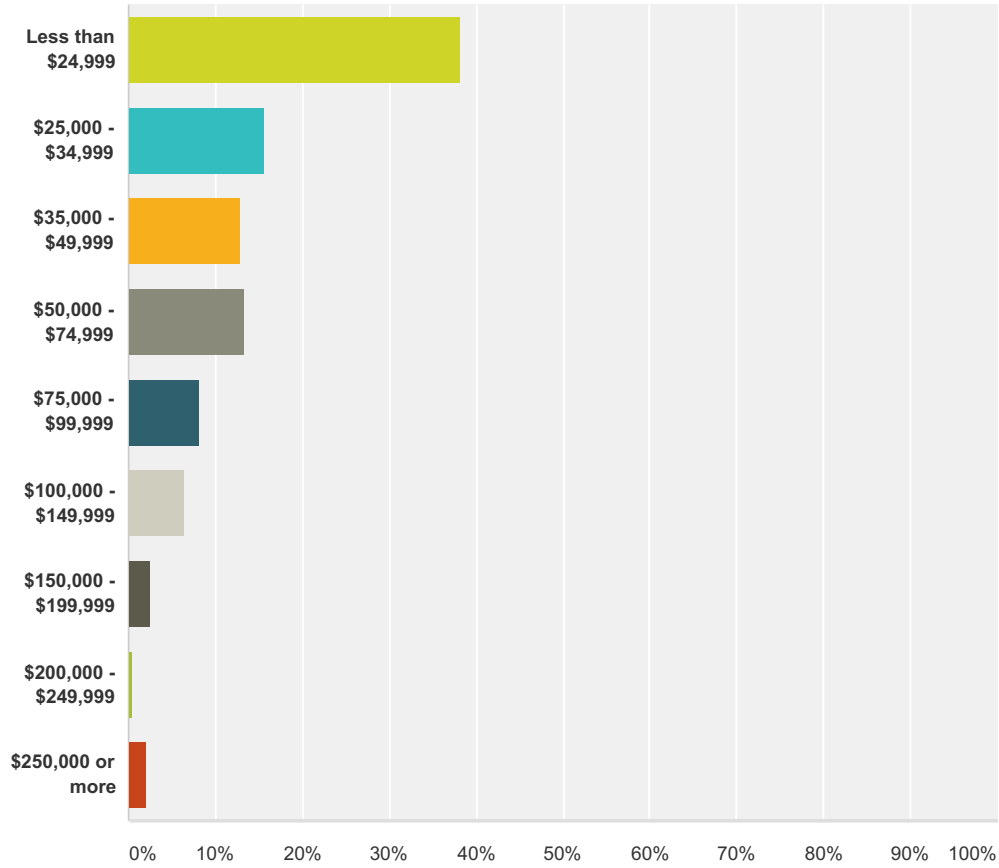


Answer Choices	Responses
0-15 Hours	29.13% 141
15-30 Hours	17.98% 87
30- 40 Hours	22.11% 107
More than 40 hours per week	30.79% 149
<b>Total</b>	<b>484</b>



### Q17 What is your self-employed income contribution to you total household income, after taxes?

Answered: 457 Skipped: 64



Answer Choices	Responses	Count
Less than \$24,999	38.29%	175
\$25,000 - \$34,999	15.75%	72
\$35,000 - \$49,999	12.91%	59
\$50,000 - \$74,999	13.35%	61
\$75,000 - \$99,999	8.10%	37
\$100,000 - \$149,999	6.56%	30
\$150,000 - \$199,999	2.41%	11
\$200,000 - \$249,999	0.44%	2
\$250,000 or more	2.19%	10
<b>Total</b>		<b>457</b>