













**1. In the fall, how many children in your household will be working towards a higher education degree?**

		Response Percent	Response Count
0		40.8%	42
1		25.2%	26
2		9.7%	10
3+		1.9%	2
I do not have children or my children have already completed college		22.3%	23
<b>answered question</b>			<b>103</b>
<b>skipped question</b>			<b>0</b>









**2. In preparation for sending your child/children to college what, if any, savings measures have you undertaken?**

		Response Percent	Response Count
Personal savings		12.2%	5
Dedicated College Savings Accounts		31.7%	13
IRA Account		12.2%	5
None of the Above		43.9%	18
<b>answered question</b>			<b>41</b>
<b>skipped question</b>			<b>62</b>



### 3. During the selection process, how did the cost of tuition and room and board play into the decision of what college your child(ren) would attend?

		Response Percent	Response Count
<b>Determining factor</b>		55.3%	21
Part of the decision, but prestige and reputation of institution of larger importance		36.8%	14
Not a factor		7.9%	3
<b>answered question</b>			<b>38</b>
<b>skipped question</b>			<b>65</b>






### 4. What funding resources will you use to help support your child's education? (check all that apply)

		Response Percent	Response Count
Personal savings		60.5%	23
College Savings Account (specific)		39.5%	15
Home Equity Loan		5.3%	2
Credit Cards		13.2%	5
Student Loans		47.4%	18
Grants		47.4%	18
<b>Scholarships</b>		<b>65.8%</b>	<b>25</b>
Unable able to provide financial support		13.2%	5
Other (please specify)			2
<b>answered question</b>			<b>38</b>
<b>skipped question</b>			<b>65</b>





**5. Given your personal financial situation, did you encourage your child to pursue a lesser degree or certification?**

		Response Percent	Response Count
Yes		21.1%	8
No		78.9%	30
<b>answered question</b>			<b>38</b>
<b>skipped question</b>			<b>65</b>





**6. How much are you expecting your child to contribute to the overall expense of their college education?**

		Response Percent	Response Count
None		18.4%	7
Less than 25%		34.2%	13
25% to 50%		26.3%	10
50% to 75%		10.5%	4
Entirely responsible for the expense		10.5%	4
<b>answered question</b>			<b>38</b>
<b>skipped question</b>			<b>65</b>

### 7. How concerned are you about the debt your child(ren) has or will have taken on due to education expenses?

		Response Percent	Response Count
Very concerned		47.4%	18
Somewhat concerned		23.7%	9
Slightly concerned		13.2%	5
Not concerned at all		15.8%	6
<b>answered question</b>			<b>38</b>
<b>skipped question</b>			<b>65</b>

### 8. How optimistic are you about your child(ren)'s career prospects post-graduation?

		Response Percent	Response Count
Very optimistic		34.2%	13
<b>Somewhat optimistic</b>		<b>42.1%</b>	<b>16</b>
Slightly optimistic		10.5%	4
Not at all optimistic		13.2%	5
No opinion		0.0%	0
<b>answered question</b>			<b>38</b>
<b>skipped question</b>			<b>65</b>